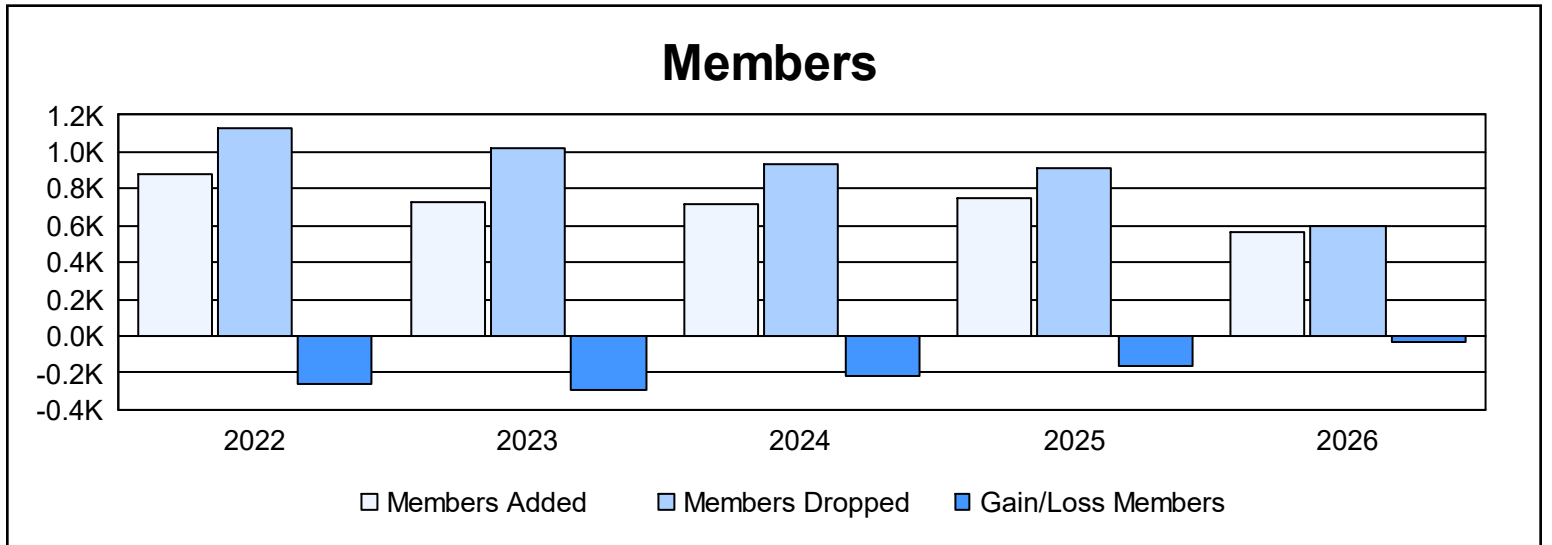
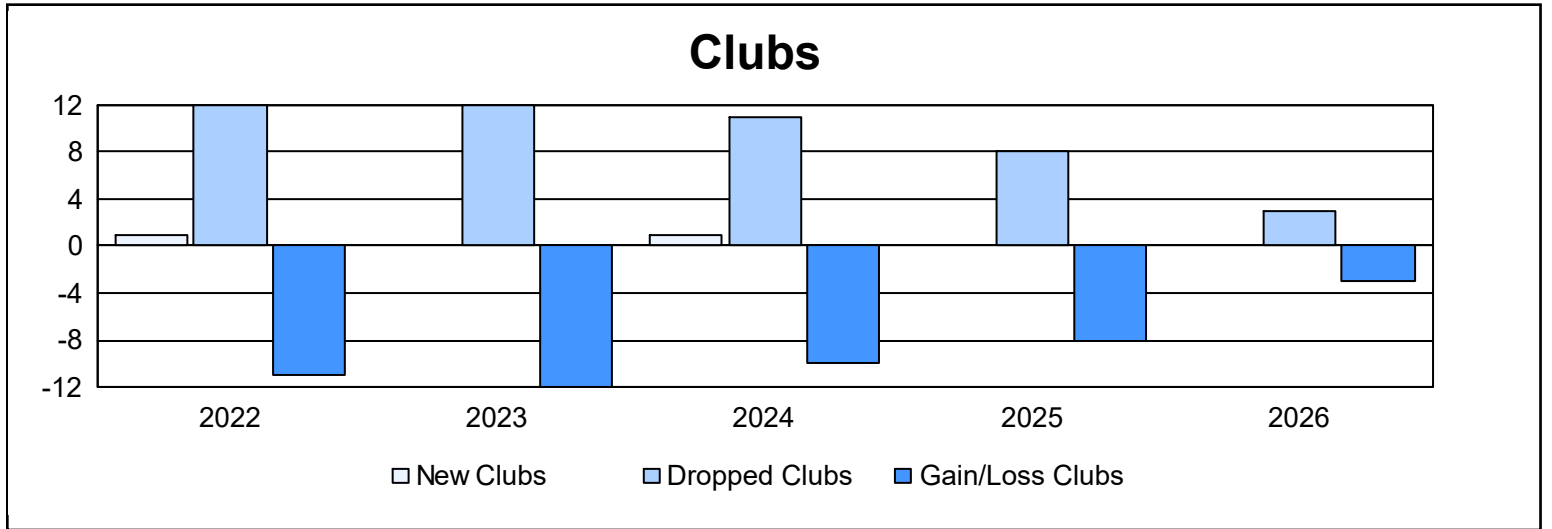


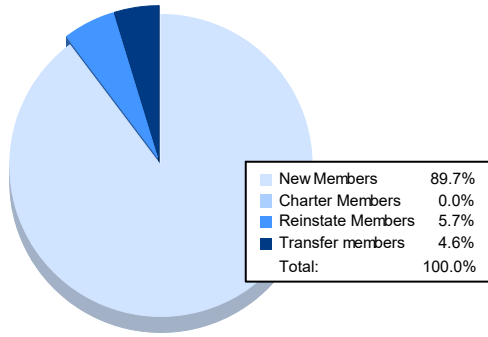
Multiple District 25

As of April 2026 Cumulative

Year	New Clubs	Dropped Clubs	Gain/ Loss Clubs	New Members	Charter Members	Reinstate Members	Transfer Members	Total Member Added	Total Members Dropped	Gain/ Loss Members
2021-2022	1	12	-11	698	32	116	30	876	1,134	-258
2022-2023	0	12	-12	572	2	97	55	726	1,019	-293
2023-2024	1	11	-10	612	21	49	36	718	938	-220
2024-2025	0	8	-8	653	0	57	39	749	917	-168
2025-2026	0	3	-3	506	0	32	26	564	593	-29
Average	0	9	-9	608	11	70	37	727	920	-194



Membership Composition April 2026 Cumulative



Gender Composition April 2026 Cumulative

